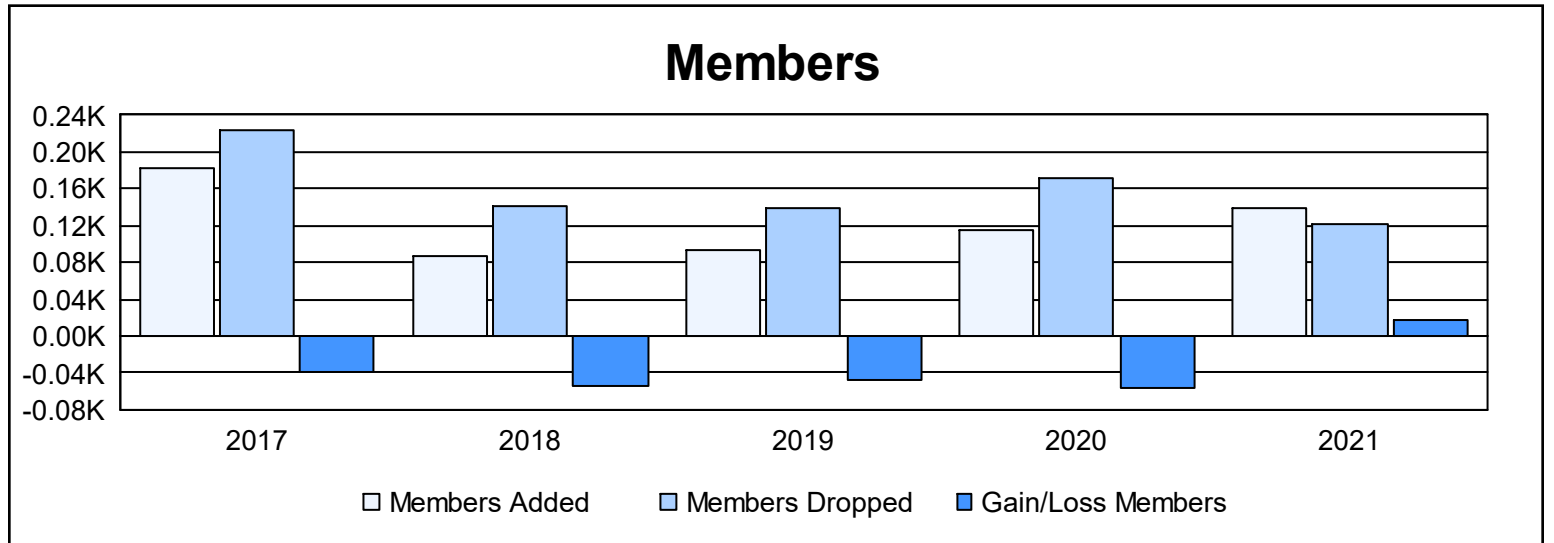
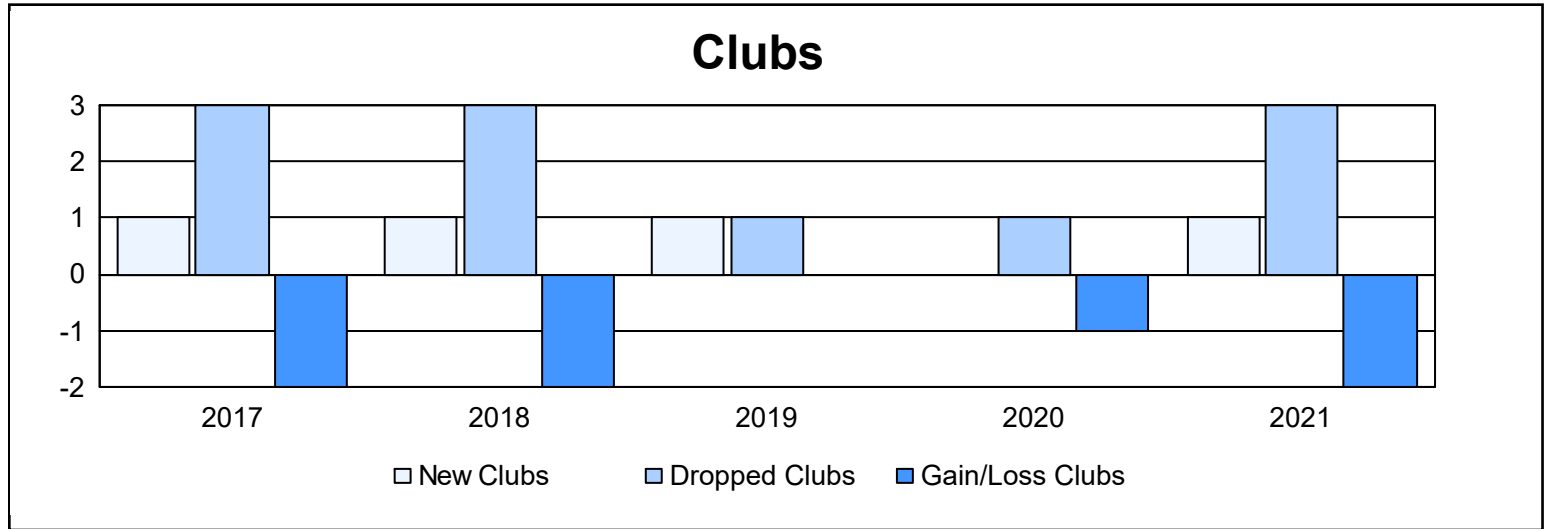
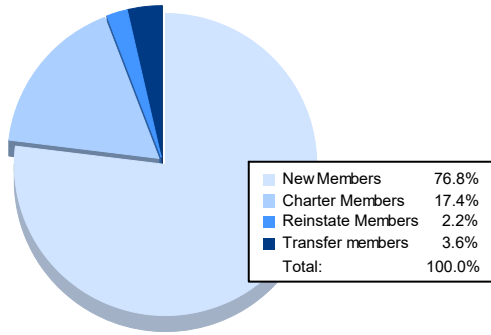


| Year | New Clubs | Dropped Clubs | Gain/ Loss Clubs | New Members | Charter Members | Reinstate Members | Transfer Members | Total Member Added | Total Members Dropped | Gain/ Loss Members |
|----------------|-----------|---------------|------------------|-------------|-----------------|-------------------|------------------|--------------------|-----------------------|--------------------|
| 2016-2017 | 1 | 3 | -2 | 113 | 57 | 11 | 2 | 183 | 223 | -40 |
| 2017-2018 | 1 | 3 | -2 | 55 | 23 | 5 | 3 | 86 | 141 | -55 |
| 2018-2019 | 1 | 1 | 0 | 38 | 41 | 14 | 0 | 93 | 140 | -47 |
| 2019-2020 | 0 | 1 | -1 | 53 | 46 | 16 | 0 | 115 | 171 | -56 |
| 2020-2021 | 1 | 3 | -2 | 106 | 24 | 3 | 5 | 138 | 121 | 17 |
| Average | 1 | 2 | -1 | 73 | 38 | 10 | 2 | 123 | 159 | -36 |



Membership Composition June 2021 Cumulative



Gender Composition June 2021 Cumulative

